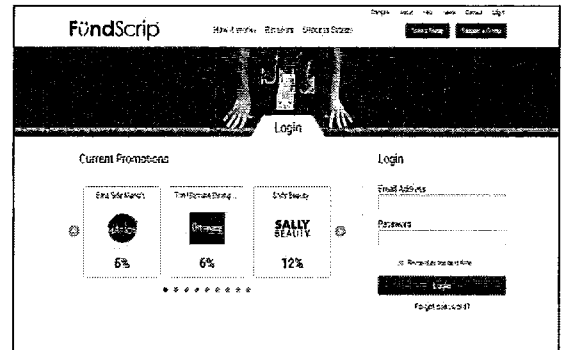


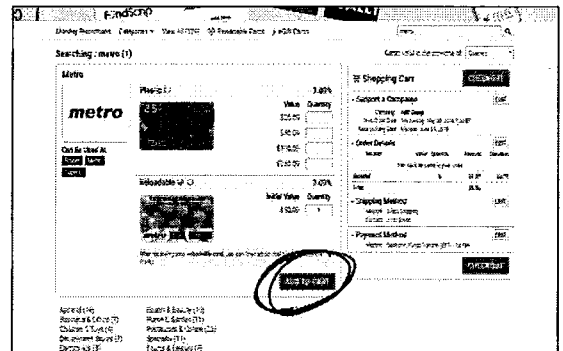
1 Log In

Go on www.fundscrip.com/login and log in to your account.



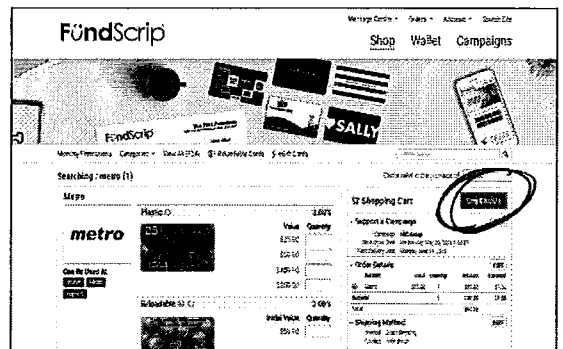
2 Shop Cards

Select your desired card value and quantity of gift cards you want to order and click on "ADD TO CART". You can shop by promotions, province, category and type of card.



3 Checkout

Select a campaign to support and edit your order if needed. Select a shipping and payment method, then click on "CHECKOUT".



4 Review Your Order

Review your order and edit if needed. When you're done, click on "PLACE ORDER" and you're done!

